



MELLOR



SPECIALIST BUS

The ultimate range of accessible small buses

Specialist bus range

Mellor specialist bus range offer **exceptional accessible passenger transport** and are ideally equipped for today's diverse passenger needs.

Using the latest in CAD technology, all models in the Mellor range are designed from the ground up to be market leading passenger carrying buses. Attention to detail is what sets these vehicles apart and helps ensure spacious, light and modern passenger areas with capacity to carry up to 30 passengers.

Engineered with a big-bus mindset, Mellor's design team go to extensive lengths to remove unnecessary weight while specifying the best possible components.

With a three-year chassis and body warranty on the entire range, a network of service centres across the UK and great fuel economy as standard, Mellor buses are driving the future of flexible passenger transport.





3557

61 PSI

PRESEAT ENTRY

TO OPEN OR CLOSE DOOR
PULL HANDLE AND PUSH DOOR

AdBlue

EMERGENCY EXIT

SEATING CAPACITY 16 3
STANDING CAPACITY 0 6
STANDING CAPACITY 0 0

KINGSTON WORKS LTD.
KING'S SECT.
STANLEY HOUSE,
STOCKINGHAM ROAD,
KINGSTON UPON HULL,
HU10 7JN.

EMERGENCY EXIT
PULL HANDLE
AND PUSH DOOR

6.W.L. 350 KG

The Orion Range

Operators depend on low floor buses to deliver **essential, accessible** services and convenient routes to communities. The Orion range - with its clever design, excellent fuel economy and low cost of ownership - equips any operator with a low floor bus that's **fit for purpose and efficient in every way.**

From the compact Orion to the larger Orion Plus, flexibility defines this range of size appropriate vehicles. They're the ideal size for marginal routes, rural highways and narrow streets while still offering a light, airy, big-bus feel. The Orion range is also easily configurable, with a multitude of seating and access options available. This ensures a small bus that delivers **maximum budget efficiency** without compromising on passenger service and experience.

No design detail has been overlooked in producing a bus range that excels in **both comfort and driver usability** while delivering leading fuel economy figures of 22mpg.



Key facts

- ▶ **Folding kerbside ramp as standard**
- ▶ **Optional rear access doors, fold out ramp and lowering rear air suspension**
- ▶ **Ultra-low fully flat floor throughout**
- ▶ **Innovative tip and fold seats**
- ▶ **Climate control**
- ▶ **Wide aperture access to side and rear**
- ▶ **A multitude of seating configurations**
- ▶ **Complies with Bus and Coach Regulation UN ECE 107.**

Orion



Max. passengers - 16



Max. wheelchair positions - 5



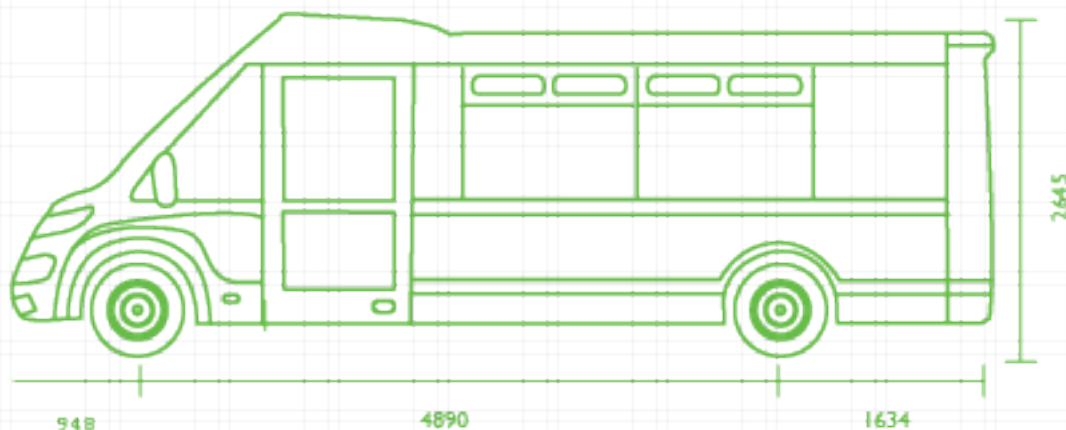
GVW - 5000 kg



Power - 180 PS



Transmission - manual or auto



Orion Plus



Max. passengers - 20



Max. wheelchair positions - 5




GVW - 5000 kg



Power - 180 PS

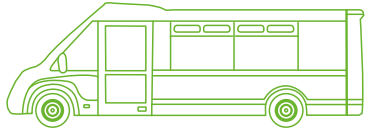


Transmission - manual or auto




Technical Specification

Orion



Orion plus

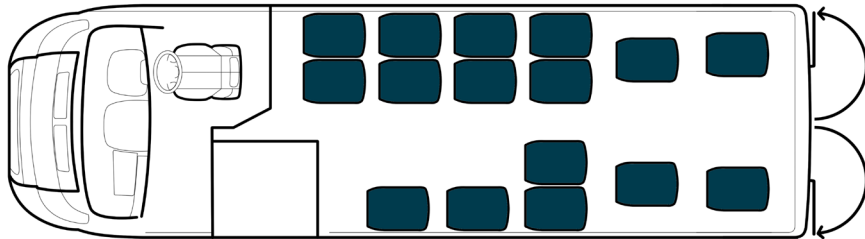


Base chassis	Fiat Ducato	
CC	2287	
Output	180 PS	
Width	2200 mm	
Gross vehicle weight	5000kg	
Transmission	9 speed ZF auto/ 6 speed manual	
No. of cylinders	4	
Emission standard	Euro 6	
Length	7497 mm	7797 mm
Height	2645 mm	
Wheelbase	4890 mm	
Turning radius	8.595 metres	



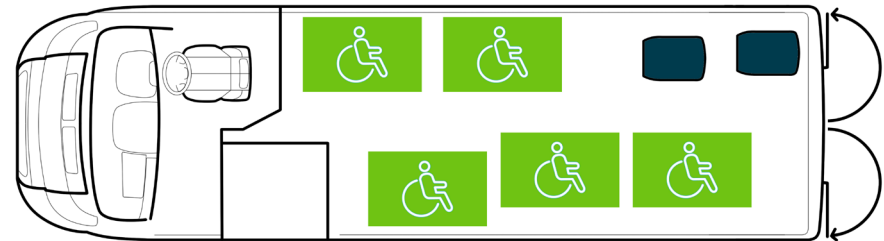
ORION Configuration 1

Passenger Total	Max. Seated	Max. Wheelchairs
16	16	0



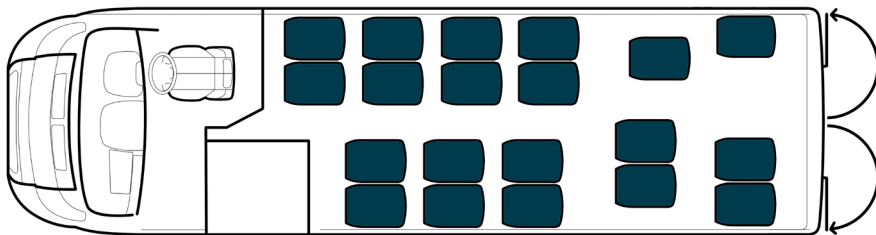
ORION Configuration 2

Passenger Total	Max. Seated	Max. Wheelchairs
7	2	5



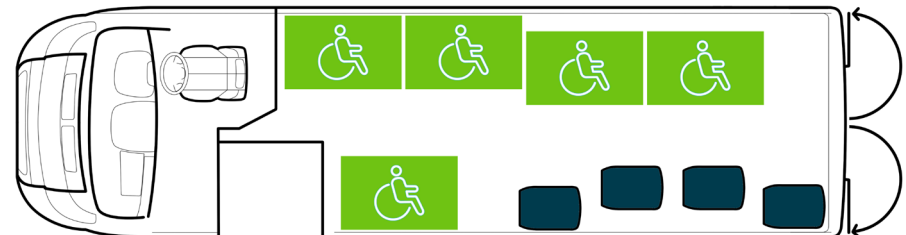
ORION PLUS Configuration 1

Passenger Total	Max. Seated	Max. Wheelchairs
20	20	0



ORION PLUS Configuration 2

Passenger Total	Max. Seated	Max. Wheelchairs
9	4	5



Maxima

The Maxima is a class-leading high floor bus designed and engineered by Mellor with CAD CAM technology to afford uncompromising performance for both operators and passengers. The Maxima provides a **comfortable, convenient** and **fit for purpose passenger experience** that particularly caters for passengers with welfare or accessibility needs.


The Maxima is the largest high floor bus in the range, with seating for up to 30 passengers or 8 wheelchair positions. Based on the robust Iveco Daily 72-C-18, it offers best-in-class seating capacity, while maintaining high levels of comfort and a choice of internal or underfloor passenger lifts.

The result is a vehicle that is **passenger-friendly** with features such as a completely flat saloon floor, slip resistant vinyl and high visibility step edging. With the option to tailor the bus to suit a host of applications, the large and spacious floor area can be configured to suit the specific requirements and challenges faced by a wide range of fleet operators.

Intelligent saloon design, robust manufacturing and excellent fuel economy also mean that the Maxima is **built to perform and built to last** – meaning you can maximise your investment, too.

Configuration 1

Passenger Total	Max. Seated	Max. Wheelchairs
30	30	0



Configuration 2

Passenger Total	Max. Seated	Max. Wheelchairs
10	2	8








THE
VIEW INN
THE PARK

Technical Specification



Base chassis	Iveco Daily 72C18
CC	2998
Output	170 / 125 kw @ 3500
Width	2320
Gross vehicle weight	7200 kgs
Transmission	6 speed manual or 8 speed auto
No. of cylinders	4
Emission standard	Euro VI
Length	8518
Height	2870
Wheelbase	4750

Key facts

- ▶ Full length flat floor
- ▶ Under floor passenger lift
- ▶ Stainless steel body frame for extended life
- ▶ ECE compliant for category M3 vehicles
- ▶ Configurable seating options for maximum operator flexibility
- ▶ 2+2 lightweight seating



Strata HF

It's vital for today's transport solutions deliver exceptional whole life costs and provide a practical, efficient solution for local authorities.

Innovative design, exacting quality standards and accessibility features of the Strata HF mean that operators can put their full faith in performance, and rest assured that diverse passenger requirements will be met.

Based on the popular Mercedes Sprinter platform, The Strata HF has all the exterior styling of its low floor counterpart yet modified to set the benchmark for passenger transport in the local authority sector. It has a class leading carrying capacity of up to 7 wheelchairs or 16 seated passengers and a layout which can be tailored to suit a wide variety of passenger requirements.

Fully designed and manufactured by Mellor using the latest in CAD CAM technology, the Strata HF has been designed to meet a myriad of applications. The outcome is a vehicle which **combines sleek good looks, with practical features and excellent operational performance.**



Technical Specification



Base chassis	Mercedes Sprinter 515
CC	2143
Power	150 bhp
Gross vehicle weight	5380 kgs
Transmission	7 speed automatic or manual
No. of cylinders	4
Emission standard	Euro VI
Width	2300 mm
Length	7760 mm
Height	2760 mm
Wheelbase	4325 / 3665 mm

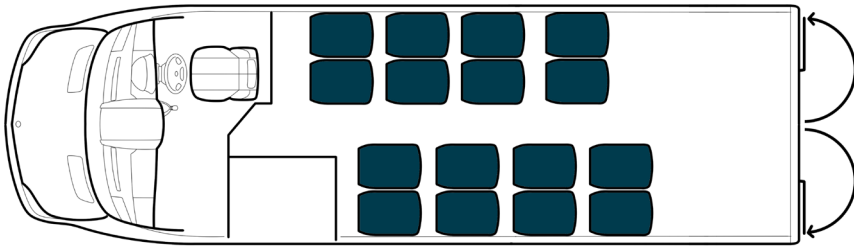
Key facts

- ▶ Full length flat floor
- ▶ Internal or under floor passenger lift variants
- ▶ Stainless steel body frame for extended life
- ▶ Type Approved
- ▶ Best in class wheelchair carrying capacity
- ▶ 2+2 lightweight seating



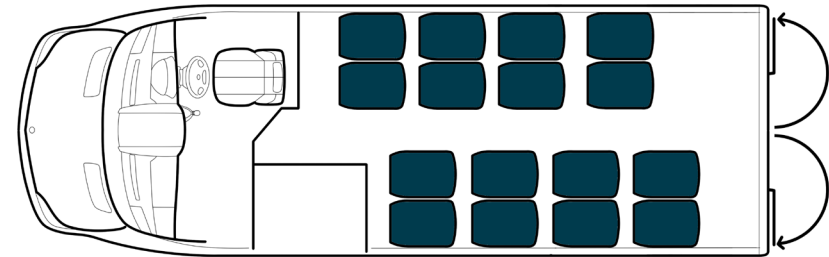
LWB Config 1

Passenger Total	Max. Seated	Max. Wheelchairs
16	16	0



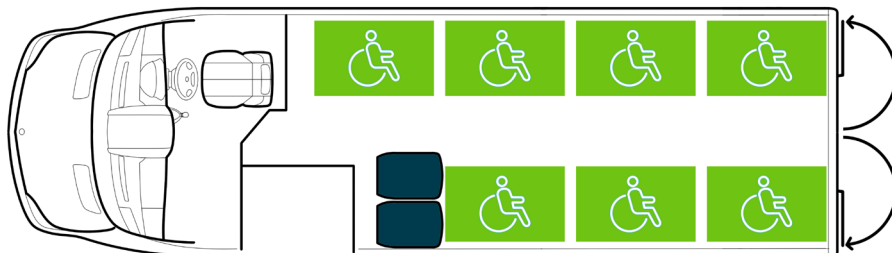
MWB Config 1

Passenger Total	Max. Seated	Max. Wheelchairs
16	16	0



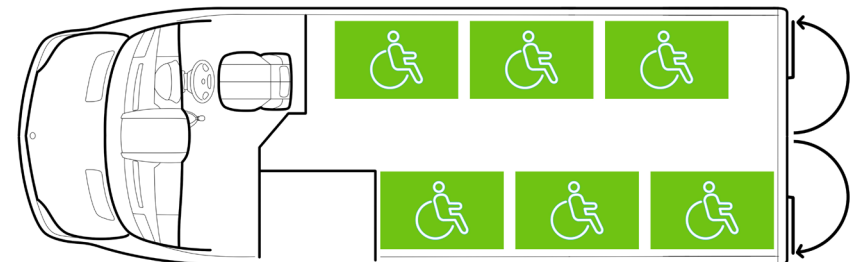
LWB Config 2

Passenger Total	Max. Seated	Max. Wheelchairs
9	2	7



MWB Config 2

Passenger Total	Max. Seated	Max. Wheelchairs
9	0	6





DEMONSTRATOR

STRATA

Get in touch
T 0176-860810
mellor-access@nhs.uk

EMERGENCY EXIT

PULL

mellor

HEB access lite
powered by nhs.uk



- ▶ All our specialist buses are available to order with immediate effect. To find out more and to book a demonstration, please contact us today.

t: +44 (0)1706 860610

e: info@mellorbus.com

w: www.mellorbus.com

Mellor Bus Ltd
Miall St, Rochdale,
OL11 1HY



MELLOR