



SPECIALIST BUS

The ultimate high floor, accessible small buses

Specialist bus range

Mellor high floor buses offer **exceptional accessible passenger transport** and are ideally equipped for today's diverse passenger needs.

Using the latest in CAD technology, all models in the Mellor high floor range are designed from the ground up to be market leading passenger carrying buses. Attention to detail is what sets these vehicles apart and helps ensure spacious, light and modern passenger areas with capacity to carry up to 30 passengers.

Engineered with a big-bus mindset, Mellor's design team go to extensive lengths to remove unnecessary weight while specifying the best possible components.

With a three-year chassis and body warranty on the entire range, a network of service centres across the UK and great fuel economy as standard, Mellor high floor buses are driving change.



Maxima


The Maxima is a class-leading high floor bus designed and engineered by Mellor with CAD CAM technology to afford uncompromising performance for both operators and passengers. The Maxima provides a **comfortable, convenient** and **fit for purpose passenger experience** that particularly caters for passengers with welfare or accessibility needs.

The Maxima is the largest high floor bus in the range, with seating for up to 30 passengers or 8 wheelchair positions. Based on the robust Iveco Daily 72-C-17, it offers best-in-class seating capacity, while maintaining high levels of comfort and a choice of side or rear underfloor passenger lifts.

The result is a vehicle that is **passenger-friendly** with features such as a completely flat saloon floor, slip resistant vinyl and high visibility step edging. With the option to tailor the bus to suit a host of applications, the large and spacious floor area can be configured to suit the specific requirements and challenges faced by a wide range of fleet operators.

Intelligent saloon design, robust manufacturing and excellent fuel economy also mean that the Maxima is **built to perform and built to last** – meaning you can maximise your investment, too.





Key facts

- ▶ Full length flat floor
- ▶ Under floor passenger lift or coach back variant
- ▶ Stainless steel body frame for extended life
- ▶ ECE compliant for category M3 vehicles
- ▶ Configurable seating options for maximum operator flexibility
- ▶ 2+2 lightweight seating

 Max. passengers - 30 

 Max. wheelchair positions - 8 

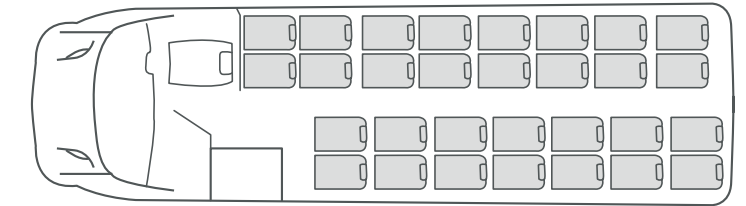
 GVW - 7200kg

 Power - 170PS

 Transmission - 6 speed manual or 8 speed auto

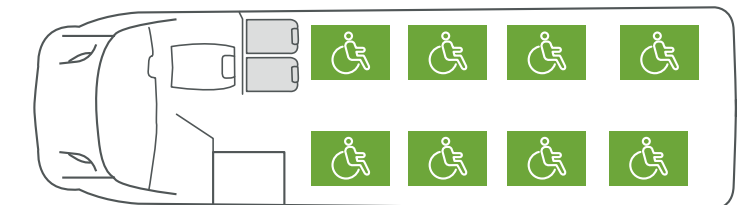
Configuration 1

Passenger Total	Max. Seated	Max. Wheelchairs
30	30	0



Configuration 2

Passenger Total	Max. Seated	Max. Wheelchairs
10	2	8



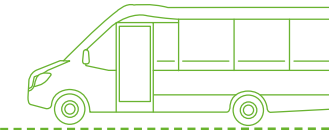
Strata HF

It's vital for today's transport solutions deliver exceptional whole life costs and provide a practical, efficient solution for local authorities.

Innovative design, exacting quality standards and accessibility features of the Strata HF mean that operators can put their full faith in performance, and rest assured that diverse passenger requirements will be met.

Based on the popular Mercedes Sprinter platform, The Strata HF has all the exterior styling of its low floor counterpart yet modified to set the benchmark for passenger transport in the local authority sector. It has a class leading carrying capacity of up to 7 wheelchairs or 16 seated passengers and a layout which can be tailored to suit a wide variety of passenger requirements.

Fully designed and manufactured by Mellor using the latest in CAD CAM technology, the Strata HF has been designed to meet a myriad of applications. The outcome is a vehicle which **combines sleek good looks, with practical features and excellent operational performance.**



Key facts

- ▶ Full length flat floor
- ▶ Internal or under floor passenger lift variants
- ▶ Stainless steel body frame for extended life
- ▶ Type Approved
- ▶ Best in class wheelchair carrying capacity
- ▶ 2+2 lightweight seating

 Max. passengers - 16 

 Max. wheelchair positions - 7 

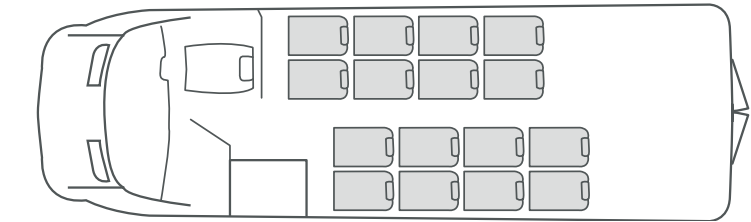
 GVW - 5000kg

 Power - 140 - 163 PS

 Transmission - manual or auto

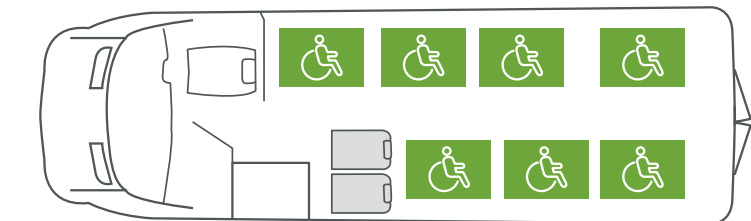
Configuration 1

Passenger Total	Max. Seated	Max. Wheelchairs
16	16	0



Configuration 2

Passenger Total	Max. Seated	Max. Wheelchairs
9	2	7





- ▶ All our specialist buses are available to order with immediate effect in both right and left-hand drive. To find out more and to book a demonstration, please contact us today.

t: +44 (0)1706 860610

e: info@mellorbus.com

w: www.mellorbus.com

Mellor Coachcraft,
Miall St, Rochdale,
OL11 1HY



Printed on
recycled paper



MELLOR